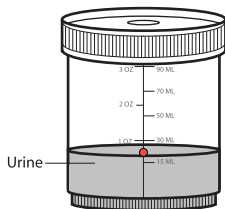




# EZ Instructions

## Multi-Drug One Step Screen Test Panel (Urine)

### TEST PROCEDURE



Collection Cup

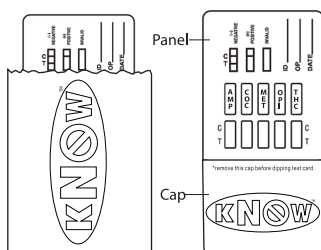
1. Collect a fresh urine specimen in the collection cup provided.

Fill the collection cup to the level of the colored circle indicated on the cup by pouring off the excess.

The level of the urine should be anywhere within the colored circle.

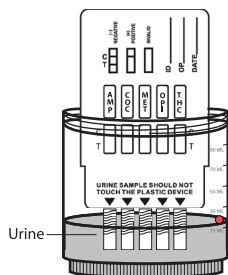
The level of urine should be approximately 1/2 inch deep.

**Test urine within 8 hours of its collection.**



2. Immediately prior to testing, tear open the pouch and remove the panel.

Remove the cap from the panel.



3. To perform a test, immerse the panel into the urine in the collection cup to the level of the wavy lines (see diagram on the left).

Start watch or timer.

Hold the panel in the urine container for 10-15 seconds.

Take test out of collection cup, replace the cap on the panel and place it on a flat surface.



4. Read results between 4 and 7 minutes.

Interpretation of Results on the reverse side of EZ Instructions.



5. Preliminary Positive results require confirmation by our laboratory. Please go to [www.knowndrugtest.com](http://www.knowndrugtest.com) and click on the KnowNo™ Lab button to link to our lab services.



**INTERPRETATION OF RESULTS**

READ EACH TEST INDEPENDENTLY. DO NOT COMPARE COLOR INTENSITY OF ONE TEST TO ANOTHER. DO NOT COMPARE COLOR INTENSITY OF THE **C** LINE (CONTROL LINE) TO THE **T** LINE (TEST LINE).

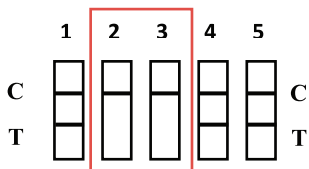
Panel No.	Test	Abbreviation
1.	Cocaine	COC
2.	Amphetamine	AMP
3.	Methamphetamine	MET
4.	Marijuana/Hashish	THC
5.	Opiates	OPI

When **all** five lines appear on the C line (Control line) it indicates that **all** five tests are complete. If any of the lines do not appear on the C line then that test is invalid. See our website, [www.knownodrugtest.com](http://www.knownodrugtest.com) for more details.

When a line appears on the T line (Test line) it means that the test is negative. In other words, this drug is not in the system of the person being tested. **Even a faint T line means the test is negative.** If no line appears on the T line (Test line), it means that the test is preliminarily positive for that particular drug. In other words, within the 99% accuracy of the test, this drug IS in the system of the person being tested.

Here are some examples:

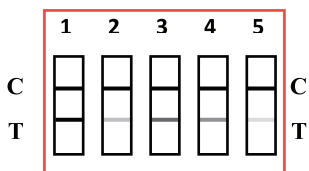
**PRELIMINARY POSITIVE:**



A line appears on the C line, no line appears on the T line for numbers 2 and 3.

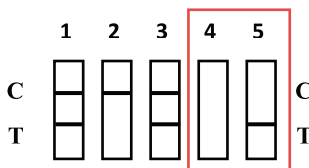
**Preliminary positive for numbers 2 (amphetamine) and 3 (methamphetamine).**

**NEGATIVE:**



**Negative for all 5 drugs.**

**INVALID:**



If any C line does not appear, the test is invalid for that particular drug. Any test results on the same panel where the C line did appear, are still valid. Be sure to review the directions to be certain you followed the proper procedures.

**Negative for numbers 1 (cocaine) and 3 (methamphetamine).  
Preliminary Positive for number 2 (amphetamine).  
Invalid for numbers 4 (marijuana) and 5 (opiates).**